

Scaled data based on original data using  
LM-79-08 Approved Method: Electrical and Photometric Measurements of Solid-  
State Lighting Products

Test Report Prepared for  
Cooper Lighting Solutions  
(formerly Eaton)

Brand: INVUE

Report Number: P676909

Luminaire Tested: **CCW-SA-1E-835-U-SL2-HSS**

Issue Date: 04/25/2023



**Test Information**

Test Method: LM-79-08  
Report Number: P676909  
Test Lab: INNOVATION CENTER(G1)  
Issue Date: 04/25/2023  
Manufacturer: COOPER LIGHTING SOLUTIONS (FORMERLY EATON)  
Product Line: INVUE  
Catalog Number: CCW-SA-1E-835-U-SL2-HSS  
Description: INVUE CLEAR CURVE Wall Pack MOUNT Light Square Luminaire @1050mA w/  
SL2 distribution lens and House Side Shield  
Light Source: (16) 3500K CCT, 80 CRI LEDs  
Ballast/Driver: ELECTRONIC DRIVER

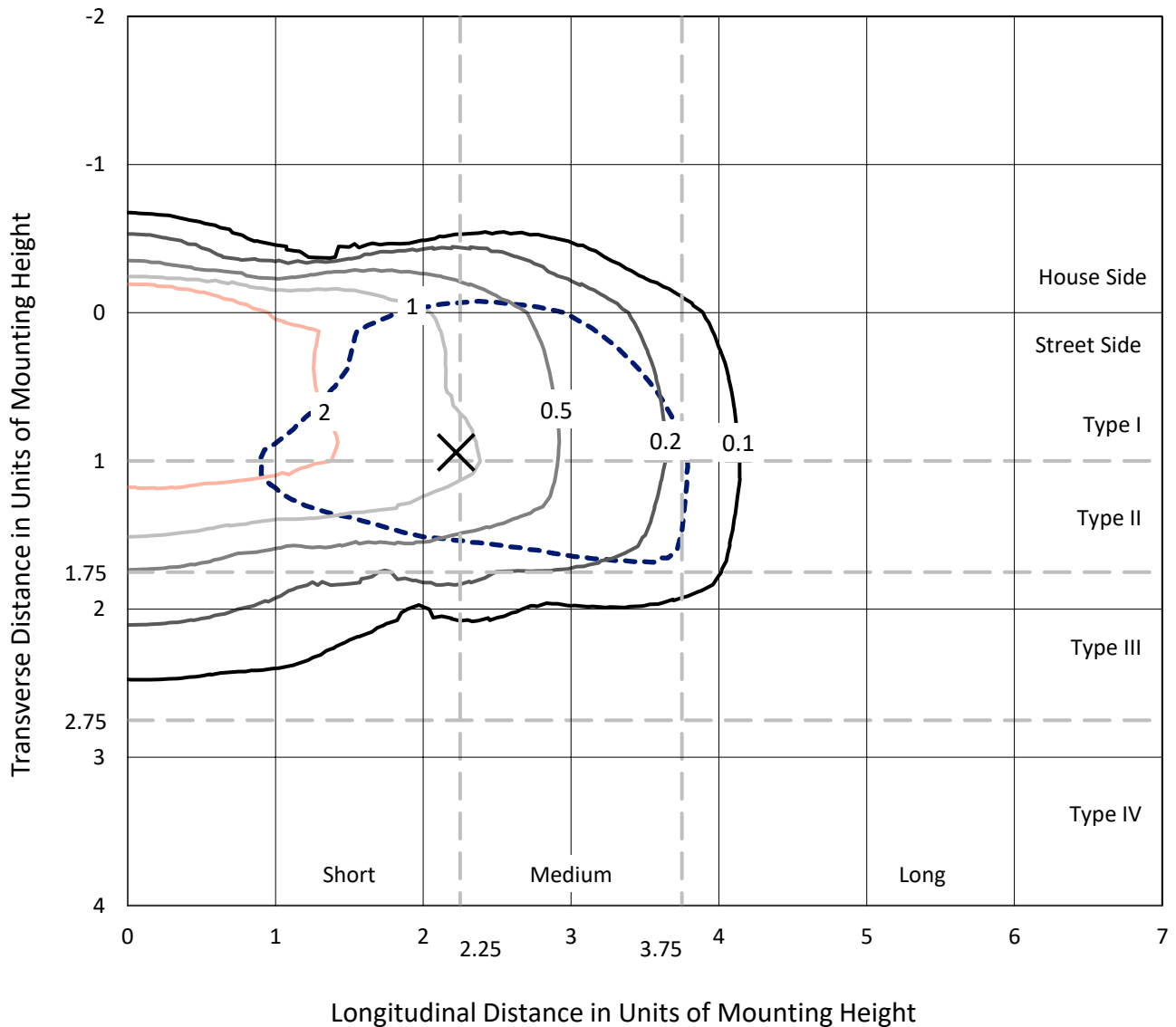
**Summary**

Lumens per Lamp: N/A  
Luminaire Lumens: 4530.4 lumens  
Efficiency: N/A  
Efficacy: 80.8 lumens/watt  
Luminous Opening: Rectangular (W 1' x L: 0.5' x H: 0')  
IES Classification: Type II - Short  
BUG Rating: B1 - U0 - G1  
  
Input Watts (W): 56.1  
Input Voltage (V): 120  
Input Current (Ain): NR  
Voltage Rise (V): NR  
Power Factor: NR  
Total Harmonic Distortion (THDi): NR  
Frequency (hertz): 60  
Stabilization Time: NR  
Operation Time: NR  
Ambient Temperature (°C): NR  
Test Distance: 25 FT

REPORT NUMBER: P676909  
 CATALOG NUMBER: CCW-SA-1E-835-U-SL2-HSS

### Iso-Footcandle Lines of Horizontal Illumination

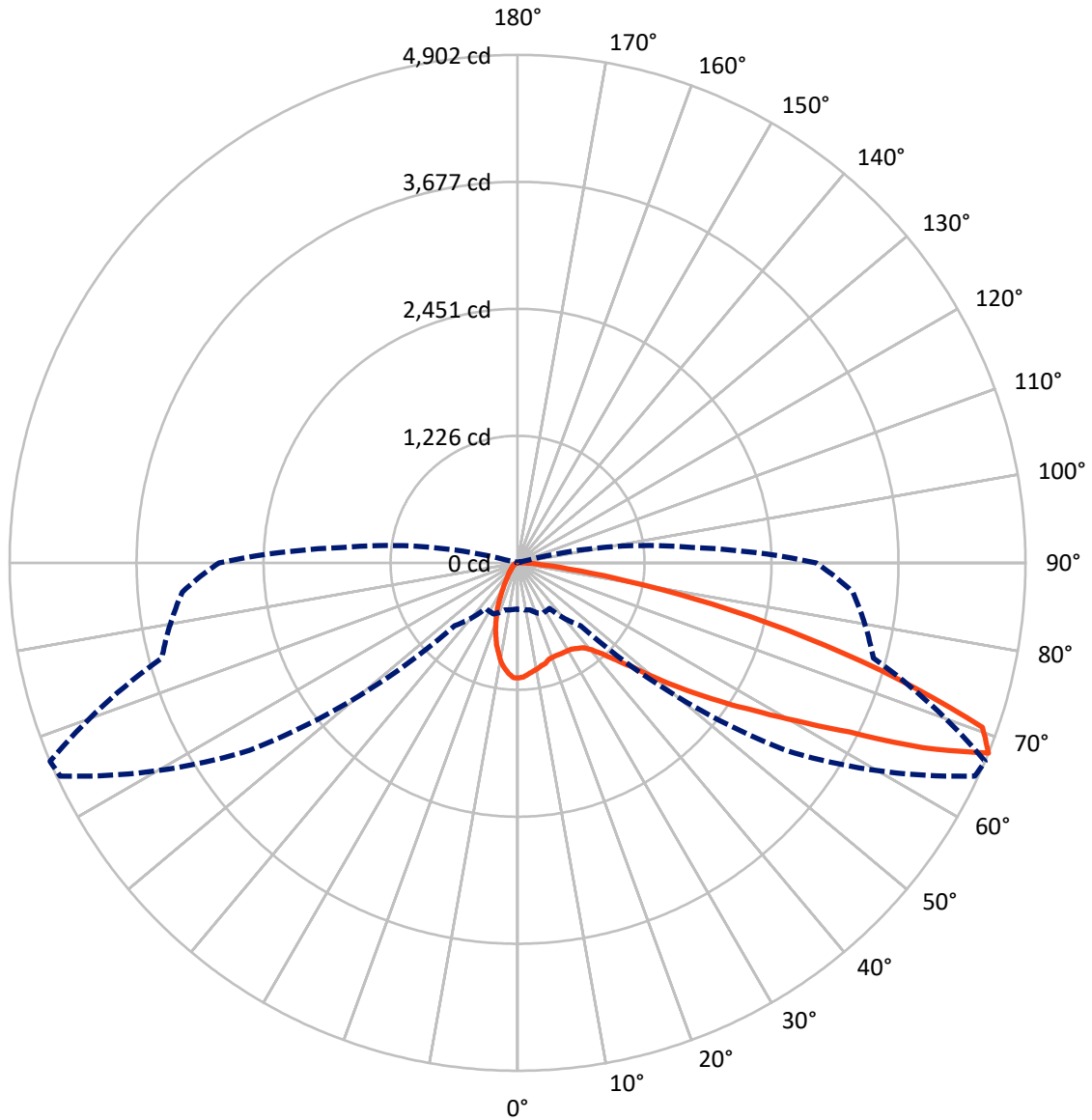
× Max cd  
 - - - 1/2 Max cd



Based on 15 foot mounting height. Maximum calculated value = 4.9 fc  
 Type II - Short - N/A

REPORT NUMBER: P676909  
CATALOG NUMBER: CCW-SA-1E-835-U-SL2-HSS

### Luminous Intensity Polar Plot



— Vertical Plane Through 67-Deg Lateral    - - - Horizontal Cone Through 67.5-Deg Vertical

REPORT NUMBER: P676909  
 CATALOG NUMBER: CCW-SA-1E-835-U-SL2-HSS

**FLUX DISTRIBUTION:**

		Downward	Upward	Total
<b>House Side</b>	Lumens	570.2	0.0	570.2
	% Fixture	12.6	0.0	12.6
<b>Street Side</b>	Lumens	3960.2	0.0	3960.2
	% Fixture	87.4	0.0	87.4
<b>Total</b>	Lumens	4530.4	0.0	4530.4
	% Fixture	100.0	0.0	100.0

**Coefficient of Utilization**

**ZONAL LUMENS:**

Zone	Lumens	% Fixture
0°-10°	93.6	2.1
10°-20°	208.0	4.6
20°-30°	295.8	6.5
30°-40°	430.6	9.5
40°-50°	666.5	14.7
50°-60°	1022.9	22.6
60°-70°	1108.8	24.5
70°-80°	625.6	13.8
80°-90°	78.6	1.7
90°-100°	0.0	0.0
100°-110°	0.0	0.0
110°-120°	0.0	0.0
120°-130°	0.0	0.0
130°-140°	0.0	0.0
140°-150°	0.0	0.0
150°-160°	0.0	0.0
160°-170°	0.0	0.0
170°-180°	0.0	0.0
0°-90°	4530.4	100.0
0°-180°	4530.4	100.0

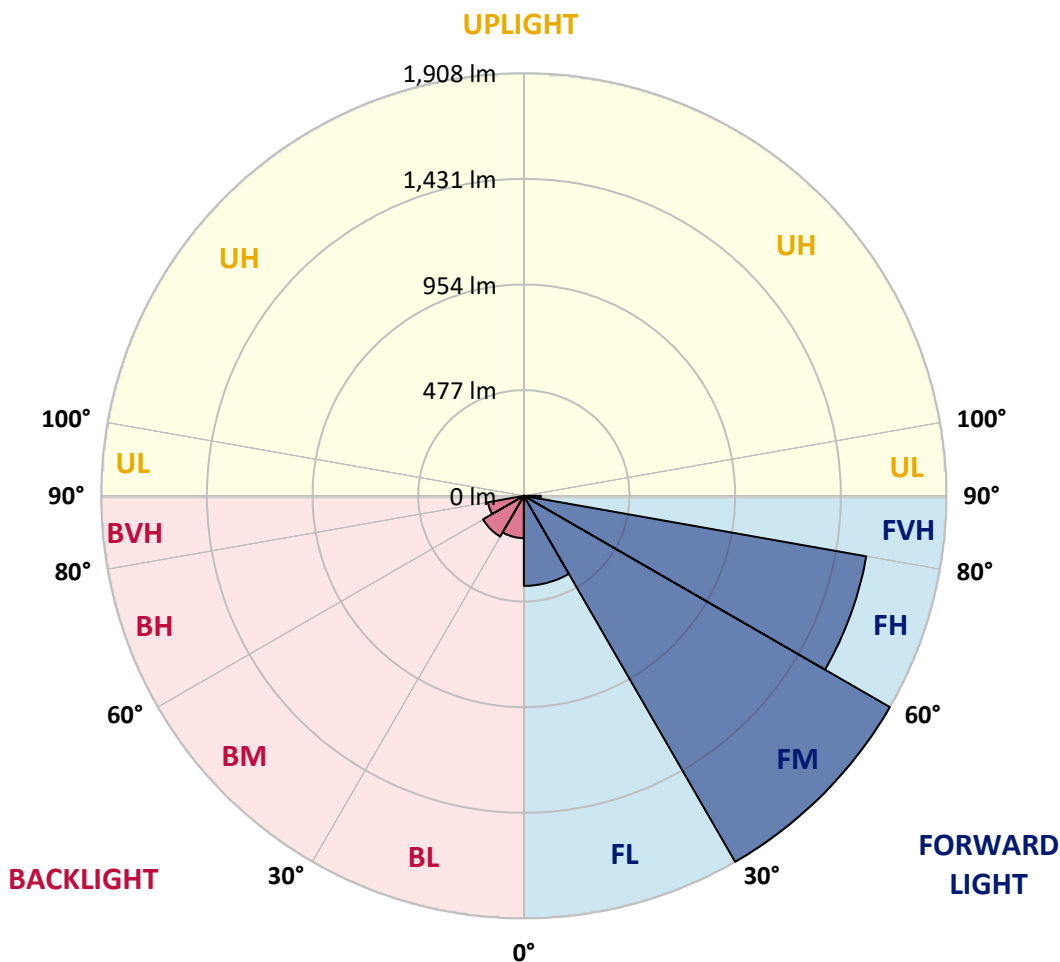


REPORT NUMBER: P676909  
 CATALOG NUMBER: CCW-SA-1E-835-U-SL2-HSS

**LUMINAIRE CLASSIFICATION SYSTEM LUMEN TABLE AND BUG RATING:**

Zone	Lumens	% Fixture	Zone Rating/Lumen Limit		
			B	U	G
FL (0°-30°)	406.5	9.0			
FM (30°-60°)	1907.7	42.1			
FH (60°-80°)	1569.7	34.6			G1/1800
FVH (80°-90°)	76.3	1.7			G1/100
BL (0°-30°)	190.9	4.2	B1/500		
BM (30°-60°)	212.4	4.7	B0/220		
BH (60°-80°)	164.7	3.6	B1/500		G1/500
BVH (80°-90°)	2.3	0.0			G0/10
UL (90°-100°)	0.0	0.0		U0/0	
UH (100°-180°)	0.0	0.0		U0/0	

**BUG Rating: B1-U0-G1**  
 Type II Short





REPORT NUMBER: P676909

CATALOG NUMBER: CCW-SA-1E-835-U-SL2-HSS

**CANDELA DISTRIBUTION (FULL):**

	0°	5°	15°	25°	35°	45°	55°	65°	67°	75°	85°
0°	1111.2	1111.2	1111.2	1111.2	1111.2	1111.2	1111.2	1111.2	1111.2	1111.2	1111.2
2.5°	1063.2	1068.6	1076.3	1087.2	1094.8	1090.5	1093.8	1112.3	1102.5	1111.2	1106.9
5°	1004.2	1009.7	1020.6	1019.5	1028.3	1044.6	1066.5	1090.5	1079.6	1105.8	1115.6
7.5°	943.1	940.9	940.9	963.9	982.4	1005.3	1017.3	1056.6	1057.7	1080.7	1104.7
10°	887.4	894.0	904.9	913.6	931.1	963.9	998.8	1029.4	1041.4	1087.2	1093.8
12.5°	853.6	856.9	870.0	877.6	900.5	932.2	969.3	1008.6	1018.4	1065.4	1097.0
15°	839.4	847.1	851.4	865.6	877.6	907.1	934.4	979.1	1007.5	1044.6	1083.9
17.5°	850.3	847.1	849.2	853.6	867.8	894.0	923.5	968.2	978.0	1040.3	1099.2
20°	864.5	865.6	859.1	856.9	853.6	878.7	902.7	960.6	971.5	1040.3	1109.0
22.5°	902.7	890.7	902.7	885.3	867.8	878.7	901.6	961.7	969.3	1039.2	1118.9
25°	949.7	951.9	955.1	918.0	892.9	885.3	909.3	964.9	971.5	1047.9	1123.2
27.5°	1016.3	1026.1	1009.7	991.1	940.9	902.7	908.2	962.8	974.8	1043.5	1134.1
30°	1105.8	1098.1	1100.3	1057.7	1008.6	948.6	933.3	968.2	977.0	1049.0	1154.9
32.5°	1183.3	1174.5	1189.8	1174.5	1097.0	1014.1	962.8	979.1	989.0	1062.1	1172.3
35°	1231.3	1242.2	1266.2	1282.6	1217.1	1099.2	1011.9	1008.6	1013.0	1068.6	1185.4
37.5°	1305.5	1325.2	1344.8	1386.3	1329.5	1204.0	1089.4	1046.8	1039.2	1100.3	1192.0
40°	1386.3	1380.8	1438.7	1487.8	1485.6	1351.4	1197.5	1114.5	1103.6	1150.5	1235.7
42.5°	1454.0	1448.5	1512.9	1593.7	1602.4	1493.3	1320.8	1210.6	1200.7	1228.0	1289.1
45°	1542.4	1546.8	1623.2	1719.2	1750.9	1681.0	1487.8	1348.1	1342.6	1333.9	1390.7
47.5°	1621.0	1645.0	1710.5	1824.0	1938.6	1875.3	1684.3	1548.9	1510.7	1491.1	1547.8
50°	1675.6	1697.4	1777.1	1898.2	2107.8	2148.2	1904.8	1762.9	1764.0	1716.0	1746.5
52.5°	1675.6	1674.5	1738.9	1898.2	2225.7	2433.1	2199.5	2032.5	2041.2	1991.0	1993.2
55°	1514.0	1510.7	1589.3	1758.5	2212.6	2707.1	2646.0	2374.2	2352.3	2255.2	2265.0
57.5°	1219.3	1226.9	1287.0	1490.0	2042.3	2834.8	3177.6	2758.4	2684.2	2483.3	2483.3
60°	889.6	883.1	927.8	1069.7	1636.3	2786.8	3614.2	3211.4	3094.6	2672.2	2643.8
62.5°	676.8	675.7	687.7	735.7	1038.1	2429.8	3801.9	3787.8	3597.8	2857.7	2817.3
65°	546.9	549.1	565.4	599.3	634.2	1657.0	3702.6	4475.4	4301.9	3133.9	3001.8
67.5°	446.5	451.9	471.6	544.7	537.1	858.0	3153.6	4869.5	4902.3	3555.3	3249.6
70°	343.8	352.6	375.5	479.2	517.4	570.9	2186.4	4673.0	4760.3	3817.2	3100.1
72.5°	233.6	232.5	281.6	388.6	522.9	522.9	1217.1	3763.7	3846.7	3519.2	2692.9
75°	126.6	134.3	186.7	293.6	479.2	505.4	693.1	2754.0	2870.8	2736.6	2082.7
77.5°	68.8	69.9	103.7	192.1	398.4	482.5	462.8	1873.1	1919.0	1650.5	1140.7
80°	36.0	37.1	54.6	125.5	275.1	447.5	385.3	1116.7	1073.0	633.1	376.6
82.5°	16.4	17.5	27.3	78.6	175.7	352.6	332.9	539.2	497.8	176.8	114.6
85°	6.5	6.5	12.0	46.9	102.6	173.6	284.9	270.7	226.0	53.5	56.8
87.5°	2.2	2.2	3.3	18.6	41.5	103.7	151.7	143.0	98.2	19.6	30.6
90°	0.0	0.0	0.0	0.0	0.0	0.0	0.0	0.0	0.0	0.0	0.0



REPORT NUMBER: P676909

CATALOG NUMBER: CCW-SA-1E-835-U-SL2-HSS

**CANDELA DISTRIBUTION (continued):**

	90°	95°	105°	115°	125°	135°	145°	155°	165°	175°	180°
0°	1111.2	1111.2	1111.2	1111.2	1111.2	1111.2	1111.2	1111.2	1111.2	1111.2	1111.2
2.5°	1102.5	1114.5	1111.2	1109.0	1088.3	1086.1	1083.9	1064.3	1070.8	1054.5	1065.4
5°	1109.0	1115.6	1098.1	1065.4	1035.9	1003.2	978.0	960.6	928.9	916.9	914.7
7.5°	1102.5	1102.5	1066.5	1014.1	956.2	902.7	835.1	787.0	751.0	723.7	733.5
10°	1093.8	1080.7	1043.5	950.8	846.0	765.2	668.0	597.1	543.6	526.1	515.2
12.5°	1093.8	1070.8	987.9	861.3	725.9	603.6	487.9	395.1	343.8	313.3	308.9
15°	1083.9	1050.1	947.5	777.2	609.1	443.2	311.1	231.4	187.8	175.7	171.4
17.5°	1086.1	1045.7	887.4	677.9	472.7	294.7	189.9	146.3	135.4	129.9	131.0
20°	1090.5	1045.7	834.0	580.7	340.6	183.4	131.0	123.3	117.9	115.7	116.8
22.5°	1104.7	1025.0	779.4	481.4	230.3	132.1	115.7	108.1	103.7	100.4	99.3
25°	1106.9	1021.7	727.0	383.1	158.3	111.3	101.5	92.8	87.3	83.0	81.9
27.5°	1103.6	1007.5	653.9	284.9	119.0	99.3	86.2	77.5	69.9	66.6	65.5
30°	1115.6	981.3	591.6	205.2	100.4	86.2	73.1	63.3	56.8	52.4	52.4
32.5°	1116.7	958.4	522.9	146.3	91.7	76.4	62.2	51.3	44.8	42.6	42.6
35°	1117.8	937.7	446.5	111.3	81.9	65.5	51.3	42.6	38.2	34.9	34.9
37.5°	1121.0	922.4	376.6	93.9	73.1	55.7	42.6	34.9	30.6	29.5	29.5
40°	1127.6	901.6	303.5	83.0	63.3	46.9	36.0	29.5	25.1	24.0	22.9
42.5°	1145.1	896.2	242.3	74.2	56.8	39.3	29.5	24.0	20.7	18.6	17.5
45°	1217.1	910.4	187.8	68.8	48.0	32.7	25.1	19.6	15.3	14.2	13.1
47.5°	1335.0	957.3	148.5	61.1	40.4	27.3	20.7	15.3	12.0	10.9	9.8
50°	1514.0	1064.3	121.2	54.6	33.8	22.9	16.4	12.0	8.7	7.6	7.6
52.5°	1748.7	1208.4	104.8	48.0	27.3	19.6	13.1	8.7	6.5	5.5	5.5
55°	1988.8	1378.7	98.2	41.5	22.9	16.4	9.8	6.5	4.4	3.3	3.3
57.5°	2209.3	1488.9	95.0	33.8	19.6	12.0	7.6	4.4	2.2	1.1	1.1
60°	2346.9	1569.7	85.1	27.3	15.3	9.8	5.5	2.2	1.1	0.0	0.0
62.5°	2528.1	1651.5	69.9	20.7	10.9	6.5	3.3	1.1	0.0	0.0	0.0
65°	2767.1	1743.2	54.6	16.4	8.7	4.4	2.2	1.1	0.0	0.0	0.0
67.5°	2881.8	1695.2	37.1	12.0	5.5	2.2	1.1	0.0	0.0	0.0	0.0
70°	2652.5	1427.8	26.2	8.7	3.3	1.1	1.1	0.0	0.0	0.0	0.0
72.5°	2230.1	1118.9	19.6	5.5	2.2	1.1	0.0	0.0	0.0	0.0	0.0
75°	1643.9	699.7	15.3	4.4	2.2	0.0	0.0	0.0	0.0	0.0	0.0
77.5°	872.2	260.9	10.9	3.3	1.1	0.0	0.0	0.0	0.0	0.0	0.0
80°	257.6	76.4	7.6	2.2	1.1	0.0	0.0	0.0	0.0	0.0	0.0
82.5°	85.1	22.9	4.4	2.2	1.1	0.0	0.0	0.0	0.0	0.0	0.0
85°	43.7	8.7	2.2	2.2	1.1	0.0	0.0	0.0	0.0	0.0	0.0
87.5°	25.1	3.3	2.2	2.2	1.1	0.0	0.0	0.0	0.0	0.0	0.0
90°	0.0	0.0	0.0	0.0	0.0	0.0	0.0	0.0	0.0	0.0	0.0

(END OF REPORT)